

VOL 35 ISSUE 2 JULY 2011

Mainspring



Newsletter

NATIONAL ASSOCIATION
OF WATCH AND CLOCK
COLLECTORS



From the Editor - Chapter 104 Auction 17 April 2011.

It's days like Sunday that make it worthwhile belonging to the club, being on the committee and serving the membership in what ever capacity is required. This year the management committee had initiated

new features hoping to streamline activities after listening to member's suggestions. We posted a wall of estimated prices this year which certainly cut down the long-winded auction chatter and reduced the time to knock down member's articles. This process did certainly have its detractors amongst some sellers

whose numerous articles were passed in and failed to reach their reserve. Other comments were that items were not as superior this year and reserves were set too high.

With items missing the previous year all caution was taken to safeguard the handover system which made the post auction sellers

collection a more drawn-out affair.

Thanks must certainly be passed on to all this year's committee, past President; Ken Durston and past Committee members: Jim Gray and to Bill de Kaste who came up from Melbourne to lend a hand. Members Eddie Penning, Jeff McGuire & Paul Ferris are always on hand doing their specific tasks and certainly a big 'thank you' to Bill Meeken who single-handedly, prepared the auction listings, the catalogue and manned the computer at checkin and checkout. We owe a debt to past Committee member Chris Nurser who wrote the auction software. To our auctioneer and Mentor Co-ordinator Alan Hazelton and the usual quality hot lunch delivered by Jennifer Porter and the MC for the day, our Chapter President Martin Willis. Committee members not mentioned or shown, Allan Roberts, Michael Bauer, Mike Ward, Norman Heckenberg, Paul Hutchinson & the Editor.

Captions: (1) Bill de Kaste & Alan Hazelton (2) Mark Glindemann & Martin Willis (3) Jim Gray & Paul Ferris (4) Alan Caine, Harry Boevink & Anthony Manton (5) WCA member & Mark Glindemann (6) Bill Meeken (7) John Gardner & Colin Bass (8) Jeffrey McGuire with his NAWCC USA 30 years membership badge (9) Pam King, Alan Hazelton & Alan Hingston (10) Maureen & Keith Hallett (11) Anthony Manton, Ian Aitchinson & Neil Herbert (12) Yiu Ching Yan & Warren West (13) Ken Durston & Jeff Dyer (14) George Reid.

Malcolm Enright - Editor.





General Meeting 3 April 2011.

The general meeting on April 3 was preceded by a trial workshop session, which was very well attended. The mart table was covered with clocks and books and watches. An industry guest speaker, Jeff Beaman, CEO of CMI 'Clock Movement Importers', presented to the assembled members on the German clock manufacturer Hermle and their range of movements & spare parts. Jeff screened a movie showing the CNC machinery used to make and even assemble the clocks. He donated a Hermle repair manual and parts manual with exploded diagrams to our library.



Jeff Beaman
Director/C.E.O./Purchasing & Accounting
Clock Movement Importers Pty Ltd
ABN: 41 109 876 093
Po Box 46 Sumner Park, Qld 4074
Unit 1 / 54 Westgate Street Wacol, Qld 4076
Ph: 61-7-32712555
Fx: 61-7-32712455
Mbl: 0418 744627
web: www.cmi-hermle.com

The Watch Segment dealt with Heuer and TAG Heuer watches. With their long association with accurate timing for sports and motor racing, they are very collectable, but also very pricey, and members

were able to muster only a few examples. Show'nTell generated some interesting discussion, but the highlight of the meeting was the presentation of a specially designed framed certificate of appreciation to Mark Roberts and Graham Martens whose quick thinking and actions saved our library from destruction in the recent Brisbane flood.

Norman Heckenberg - NAWCC correspondent.

TAG Heuer Watch Company.

Founder: Edouard Heuer
Heuer Watch Company was founded in 1860 by Edouard Heuer. He opened a watchmaking workshop in St-Imier, a village in the Swiss Jura region. Heuer watches soon became recognized for a high level of accuracy and workmanship. Perfect for the timing of sporting events Heuer soon found its niche.

TAG Heuer has a long tradition of technological innovation in precision timepieces, including stopwatches and water-resistant watches. Reflecting this heritage, the TAG Heuer brand has long been closely associated with the world of competitive sports, providing official timing services for the Olympic Games, FIS Ski World Cup, FIA Formula 1 World Championship and other major international sporting events - automobile racing, ski competitions - since the early 1900's.

In addition, TAG Heuer continues winning an active following among sports enthusiasts around the world. Throughout its history, TAG Heuer

has steadily built its reputation understanding design and innovation, as well as, a tradition, establishing itself as a leading producer of prestigious sports watches and chronographs.

Timeline:

1860 - Edouard Heuer founds a watchmaking company in St-Imier, Switzerland.

1882 - Heuer patents his first chronograph.

1887 - Heuer patents an 'oscillating pinion' still used by major watchmakers for mechanical chronographs.

1911 - Heuer introduces the first automobile dash-board chronograph.

1916 - Heuer invents a stopwatch that is accurate to within 1/100th of a second called the micrograph.

1920's - Heuer watches are timekeepers at the Antwerp, Paris and Amsterdam Olympics.

1933 - Heuer launches the 'Autavia' the first dashboard stopwatch for race-cars.

1950 - Heuer introduces the 'Mareograph - Seafarer' a wristwatch with chronograph functions and tide indicator. (A COOL WATCH!)

1964 - Heuer launches the 'Carrera' chronograph. This watch was named for the 1950's 'Carrera Pan-America Mexico' road-race.

1965 - Heuer patents the MICROTIMER, the first miniature electronic timekeeping device which was accurate to within 1/1000th of a second.

1969 - Heuer introduces the 'Chronomatic', the first automatic chronograph with a micro-rotor. They also introduce the widely popular 'Monaco' worn by movie-star Steve McQueen.

1971 to 1979 - Heuer is named the official timekeeper for formula one racing.

1975 - Heuer launches the 'Chronosplit', the world's first quartz wrist chronograph.

1985 - Heuer joins 'TAG' group and the famous watch name and logo are changed from HEUER to TAG-HEUER.

Since then the company has craftily built one of the most recognized watch names in the world.

Tag-Heuer has become a very popular and fashionable status symbol. Thanks to the Watch Guy, <http://thewatchguy.homestead.com/pages/HEUER.html>

Anthony Manton.





My Wilding #1 Skeleton Clock.

I served my watchmaking apprenticeship in Cairns, North Queensland where I was born. The workshop had 4 watchmakers, 3 jewellers and 2 hand engravers working full time in the business. I can still remember the first time I saw a battery in a watch, it was about the size of a twenty cent piece and twice as thick. Its sole purpose was to work a dial light. I have retired now but while in the trade I saw a big change with the introduction of quartz watches. Up till then I had pride in my work but soon lost it when I had to start working with plastic. I can't call them watches I regard them as timepieces. I believe that there is a big shortage of watchmakers worldwide with a full knowledge of mechanical watches.


I started thinking about this project eighteen months ago, I thought that I would like a challenge to make a brass clock from scratch. I finally decided on John Wilding's Skeleton Clock. I selected the Wilding clock mainly because of its appearance. The other reason being that with a skeleton clock all your work is not hidden behind a clock dial and a case.

Because of my very limited knowledge of computers, I decided to make the clock as it was in his book. I bought a CQ 6125 lathe from Minitech in Brisbane as well as a large number of tools. I am very happy to deal with them as I had a bit of trouble with the lathe motor and they had a replacement up to me and then I had it on within a couple

of days, excellent firm actually.

Making the plates was a big challenge as they were drilled and filed from a sheet of engravers brass. I nearly gave up a couple of times. The plates of the clock are 5mm thick which made it too thick to use a hand saw successfully. The plates were drilled on the outside and inside of the frames. I don't know the exact number of holes I drilled but it was hundreds and hundreds. Once the drilling was completed the frames had to be filed and emeryed to size. I spent many days on this job.

Ian T. Cobb supplied all my blue pivot steel, silver steel and brass and steel plates to thickness. I bought the 5mm and 1.5mm lead brass plates in Brisbane also. Ian was only too helpful when I told him it was the first time I had tried to make a clock. He also had the fusee wire; suspension spring steel and mainsprings in stock.



As I have told you I am a watchmaker and have never made a clock before and the part of the clock production that I was dreading was the wheel cutting. Malcolm Wild was very helpful also. I bought the milling spindle and indexing plates from him. He gave me a few pointers about wheel cutting and off I went down this track (not so blind). His spindle worked well as you can see, you can use it for wheel cutting and drilling off centre. I bought a milling spindle and the indexing plates from John also. His book called 'Wheel and Pinion Cutting in Horology' was worth every cent. John was very helpful and very easy to talk to.

I bought a Myford vertical slide that I attached the spindle to. I spent

many hours in setting up for wheel cutting. The lathe was set up so that the wheel was cut from start to finish without removing it from the chuck, thus avoiding any room for errors.



Making the fusee was another big challenge as I had never cut threads before, especially on a taper. I only have one tapered piece of brass in my mistake box.

Ian T. Cobb was another very helpful man to talk to. Ian is in England and I bought the pivot steel to size and all the other bits and pieces from him. He helped me with the selection of the cutters and also supplied the mainsprings.

I bought my wheel depth tool from America. It was half the price of the English ones. The tool arrived packed in a Winchester pistol case and by the look of the extra tape around the parcel the Australian customs had a good look inside. I will make three of these clocks. The plates for the other two have already been cut by water jet. It does a really good job and is the way of the world these days. Boy, did it save a lot of time and effort.

All the remaining parts have been made and now it is up to me to get back into it. I live in an area where there is a large gold field so I have been metal detecting these last few months with reasonable success, enough to keep me from the bench.

I had the four panes of glass cut and a hole drilled in one of the doors. I made a bush with a swinging brass cover. The clock can now be wound every week without removing the cover. My Wilding #1 has been going for many weeks now and I am extremely happy with the timing.

If any member of the club would like to know anything about the clock please contact me. Regards,
<bill.bradford@hotmail.com>

Bill Bradford - Member.

The Construction of an Elegant Scroll Frame SKELETON CLOCK



and
mainspring
winder

by
John Wilding F.B.H.I.

Contacts within the Book:
© John Wilding F.B.H.I. 2001

Published by
Rite Time Publishing Limited
18 Woolmer Way, Bordon
Hamshire GU35 9QF U.K.
0011 44 142 048 7747

Supplied by
Ian T. Cobb
8 Poplar Avenue, Birstall
Leicestershire, LE4 3DU
for all clockmaking, Brass, Steel & Clock
Construction Books
0011 44 116 267 6063
<ian@iantcobb.co.uk>
www.iantcobb.co.uk

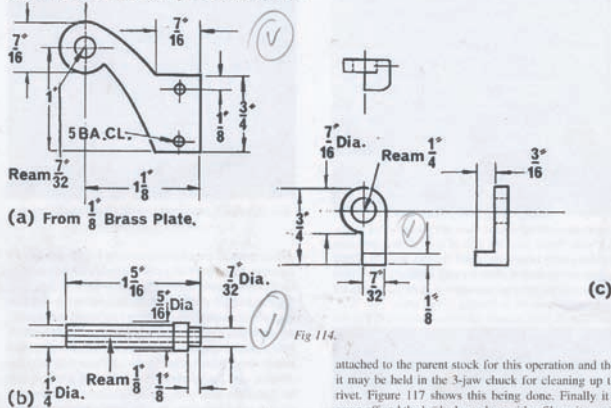
Rita Shenton
142 Percy Road, Twickenham
Middlesex, TW2 6JG
0011 44 208 894 6888

Hadfields
Beck Bank, Great Salkeld
Penrith Cumbria CA11 9LN
0011 44 176 887 0111

The Whitechapel Bell Foundry Ltd
34 Whitechapel Road, London E1 1DY
0011 44 207 247 2599

Goodacre Engraving Ltd
The Dial House, 120 Main Street
Sutton Bonington, Leicestershire
LE12 5PF
0011 44 150 967 3082

(a) (b) & (c) BRACKET COMPONENTS.





President's Report July 2011.

Dear fellow members, this is our second newsletter for the year, we have had several meetings and workshops that have been well attended. Our premium event for the year, our annual auction, went very well as we had decided to accept items on Saturday afternoon to speed things up on Sunday morning. We managed 512 items booked in. As there was a function at the show ground on Saturday night, Alan Roberts and Ray Quirk slept over to maintain security over all items.

We had everything booked in on time on Sunday, all went according to plan and we gave out 54 bidding numbers and sold 378 items for total sales of \$24,435.00 of which the club gets 10% a great boost to our club funds. I know the negotiation phase at the end of the auction did slow things down a bit but negotiations were worth \$6,365.00 which is a benefit to us all.

I would like to thank all those members that assisted in the running of the auction especially Bill Meeken

who single handily received all the auction entries and entered them into the computer and organised the catalogues and then did all the check out documentation, great effort by all the team members.

Next year we will be making some changes to the negotiations so they are done separately so this should speed things up through the checkout. Members will be able to pickup purchased and any unsold items together. Also we may try to get more items in on the Saturday.

I generally got good feedback about the auction but if you have any suggestions for improvement please send me an email as I would love to hear from you.

And on that note I get very little feedback from members about how the club is performing, I would really like to get a communication from you to let me know how we are performing or any suggestions you might have, remember it is your club so the management committee want to make sure you are getting the most out of our meetings.

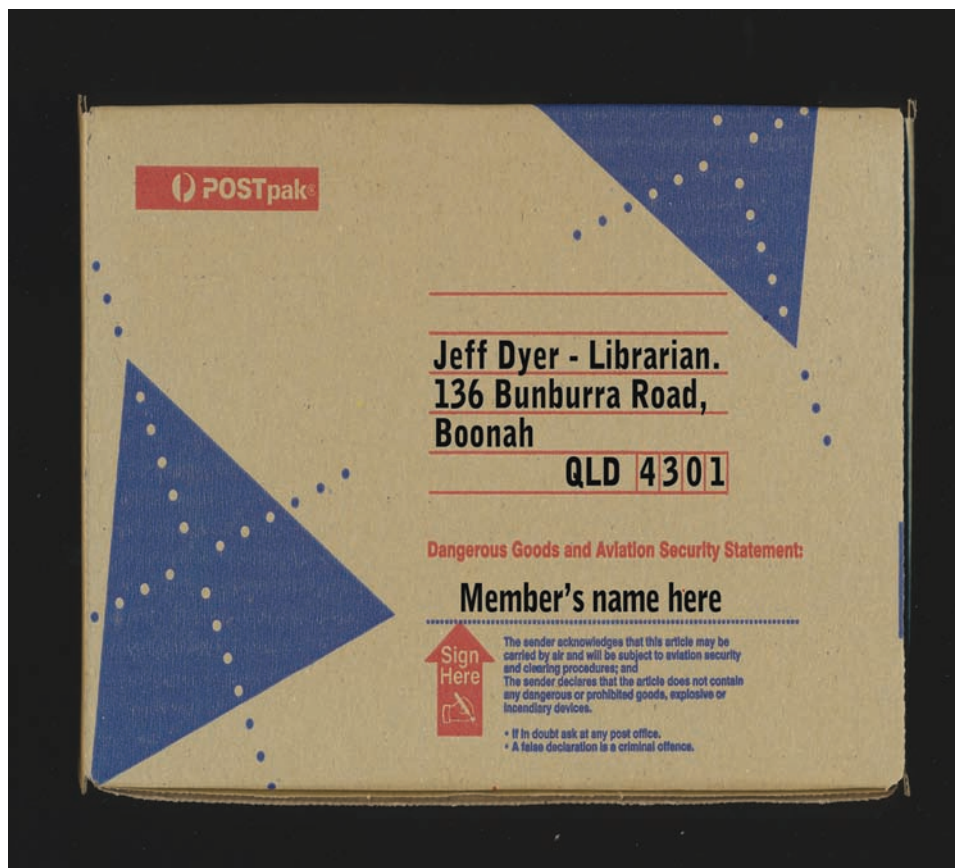
It is really great to see our newsletter in colour and the thing that makes that possible is the money our advertisers spend with us, without their support we could not afford to print it, so it is very important that you try to purchase goods and let them know that you are a club member and you are supporting them for their advertising.

Mal does a great job as newsletter editor but he can't do it all on his own, he needs articles to print so think about sending him something, a clock you have repaired or a great book you have just read, it all helps to make an interesting and informative newsletter.

Allan Roberts has some great courses running in the workshops; Beginners clock repairs, Beginners watch repairs and there is also assistance with electric clocks from Norm Heckenberg and Tony Roberts and 400 day clocks with Bill Meeken so come along and learn.

Keep wearing your name badge & hope to see you all soon.

Martin Willis – President.



New Library Service available.

Question: Who will be able to access this service?

Members who live outside of a 100km radius from the clubhouse at Rocklea who can't attend workshops or meetings.

Question: How will it work?

Members can review the list of book on the club's website or by contacting the librarian who will send them a book list. Choosing a maximum of two books they can email or phone afterhours for their order.

The books will be posted within 14 days.

We request that the box it is posted in be kept for the return post.

Labels to stick on for return post will be provided.

Question: What will it cost?

Postage to the borrower will be free but returns are to be paid for by the borrower.

Question: How long can books be borrowed for? Borrowers can have use of the books for up to two months.

Question: What will happen if books are not returned in the given time?

The service will cease and your fellow members will be disadvantaged.

Request your book list today?

**136 Bunburra Road,
Boonah Q4301**

<nichvi51@skymesh.com.au>

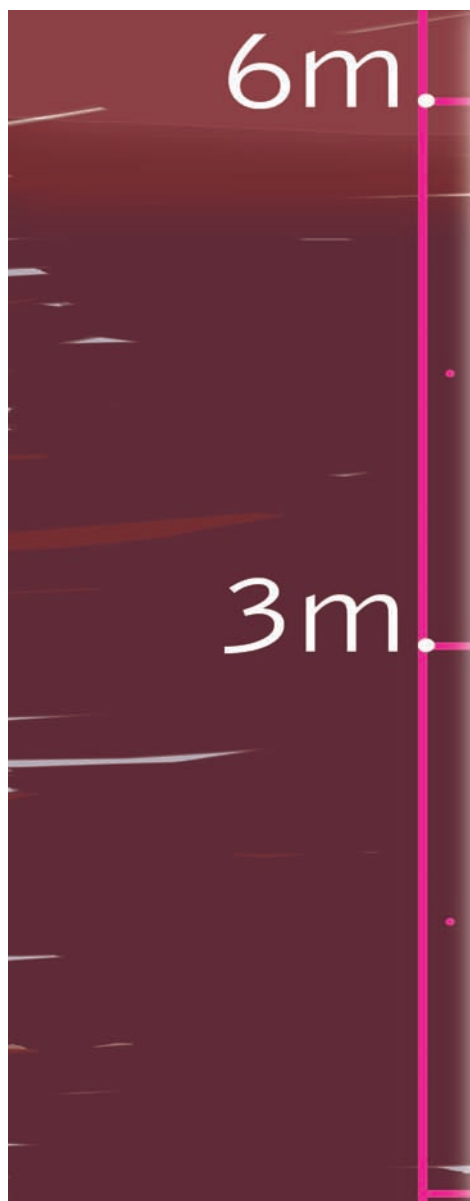
H 07 5463 2312 W 07 5463 2222

Jeff Dyer - Librarian.

he is now almost back to normal so please, think of purchasing your tools and parts in Brisbane instead of combing the internet for a supplier who you don't know, have no relationship with and then have to wait a weeks for the goods to arrive.

Every member will be aware of Ian Aitchinson, our cheery wheelchair-bound watch expert. I never realised that his own enterprise; Kinetic Ultralight Wheelchairs, based at 42 Douglas Street Milton had suffered three meters of mud and water damage in January-February this year.

Ian reports that all his business paperwork and easily removed consumables including computers etc were able to be stored upstairs but what about all the firm's heavy machinery, electrical motors and manufacturing equipment bolted to the floor? Some compensation to the tune of \$25,000 is promised by the Queensland Government subsidies available through the Rural Adjustments Scheme via the QRAA and some monies have been received. But for Ian he has been forced to push ahead, clean up and repair what he could, purchase replacement equipment from funds available and press on with the day-to-day, hoping that the funds will land into the trading account, some time soon. Malcolm Enright - Editor.



Brisbane Flood - Member's update.

Two member's businesses were affected miserably and both have reported that they are back to some semblance of normality, now.

Jeff Addison from Labanda has been a great advertising supporter of the coloured version of our Mainspring journal and has bought advertising space since we moved up a few notches; commissioning proper design and four colour printing. When the call came through that his contract wasn't to be continued I took it on the chin but I must admit, I didn't make that follow up call to ask why. Martin did follow up much later and reported to us on the management committee that Jeff's new Black Street Milton premises had suffered 6 meters of water inundation. That's twice the height of our own club rooms . . . and remember that Jeff had just moved his business from high up on the hill at Toowong, just two months previous.

Jeff reports that most day-to-day stocks were removed in time but his lifetime's collection of old watch parts, antique tools and rare catalogues did not survive. After servicing the watch and jewellery industries for over 40 years you can imagine what has been lost forever.

Every new shop and office fitting has been destroyed and he reports



I find it really ironic that an hourglass is a novel concept in the watch industry.

When Marc Newson designed Ikepod released the Hourglass last year, I remember thinking "Wait. Is this the only high-end hourglass that you can get?" Yea, I think it is. It is as if the classic timing tool was a forgotten piece of history.

Well, you might not have a lot of options in your quality hourglass buying needs, but the good news is that the Ikepod ones are pretty darn nice. Not only are they aesthetically pleasing, but you can actually time with them as well. According to Ikepod, the time ratings for both the large and small ones are quite accurate. You can now live your dream of looking your nemesis in the eye and stating, "You have until this hourglass runs out to bring me my money, or your family will die a slow and painful death ... While the hourglass runs out yet again."

Last year, they released the larger of the two hourglasses while Ikepod has offered the smaller version this year. The large one (which is actually pretty big and heavy) is rated to measure 60 minutes. This model is easily the more decorative of the two as it makes for a larger presence. The newer, smaller, version is rated at 10 minutes and is the one that I prefer. Why? Well the simple reason is that it is small enough to comfortably hold in your hands and offers a more satisfying tactile experience. The hourglass is a gorgeous piece of functional art but the best part really is that you can play with it. Though you budding villains out there will certainly want at least one large one. I do want to point out that the nanoball filling is a very interesting

feature, as well, but I'll get to more about that in a moment.

When I first learned about the Ikepod Hourglass I wasn't all that excited. However, that changed when I got to see them for the first time in the flesh. They are very beautiful visually, and I appreciate that they are painstakingly hand-made out of a single tube of glass. According to Ikepod they don't use your average glass but, instead, an industrial glass known as borosilicate. I imagine this is used for durability. If I recall correctly, the glass is three 3mm thick all around which certainly adds to a sense that it isn't going to break.

The larger of the two Hourglasses is 300mm tall, 250mm wide, and 9.6 kg in weight. The smaller model is identical in shape, just miniaturized. In fact, it is exactly half as big being 150mm tall and 125mm wide while weighing significantly less at 1.5 kg.

Honestly, the best part of the Hourglasses are watching them in action. Rather than being filled with sand, they are filled with these tiny balls - nano balls. There are a few different choices in fillings: The balls are done in steel, black colored steel, copper, or gold. Some of them are only available at certain stores. Westime in Los Angeles, for example, is the only place you can purchase the gold nanoball filled Hourglass.

These micro balls behave in an interesting manner and are more pleasing to see in action than the traditional sand as the grain is larger. They bounce and make a pleasantly soothing sound when

moving around. Sometimes, they also stick to the glass a bit due to what I assume is static electricity. In the video you can see them moving through the hourglass. It can be a bit mesmerizing and definitely exceeds one's expectations.

Marc Newson's creative charms and insights into items that are both functional and beautiful are expressed clearly in the Ikepod Hourglass. It is priced like a high-end piece of art, is totally hand-made, and there is an impressive attention to detail. Unfortunately, while many people will want one not all will be able to afford one. Prices for the smaller Hourglass range from US\$13,000-\$17,500 (the latter price is for the gold nanoball version). For the larger Hourglass, prices range from US\$28,500 (steel balls), to US\$31,500 (copper balls), up to around US\$40,000 or so for the gold ball version. While not inexpensive, these are satisfying pieces of functional art for both watch lovers and the general art loving public alike.

Ariel Adams. <aBlogtoRead.com> from the trusted independent watch media. <<http://www.ablogtoread.com/ikepod-hourglass-time-for-art>>

Marc Newson is an Australian trained jeweller who has become a European darling of the design industry where he has worked with numerous industries abroad for some 20 years now. Do go and make sure you watch the production movie.

Malcolm Enright - Editor.



Workshop Report 15 May 2011.

19 People attended our workshop on Sunday, when you consider some of the wet days we have experienced of late, Sunday was definitely an exception which may explain why members stayed away.

Quite a lot of new members turned up. Some with a project and some to see what happens on workshop days. I think that after some discussion with them they will come to the next workshop with a project.

The beginners are doing very well, with members dismantling movements, polishing pivots and rebushing. I would like to think that at the next meeting we will see a movement reassembled and ticking away.

Ray Quirk our watch mentor, came to the meeting ready to help people but it was disappointing that most of our watch people had the day off. This was a bit of a set back, but as this was Ray's first meeting, I am sure this will change as members become aware of his expertise.

Norm Heckenberg was also on hand to help with any electrical clock issues, he also did the photographs.

The highlight of the day was Alan Caine's drill sharpening lunchtime talk. Alan's presentation and expertise in drill sharpening is second to none. After he gave the theory on sharpening he followed up with a practical demonstration which went on into the afternoon. I am sure that those who attended will now have a better idea of drill sharpening. Alan bought his own bench grinder in for the demonstration. I would like to thank him for a great lecture.

At our next general meeting we will continue with a mini workshop starting at 8:30am-12:00noon, when we will break for lunch followed by the general meeting.

At our last general meeting we trialed the mini workshop and had a good response so we will continue with this segment.

Allan Roberts - Workshop coordinator.

Drill sharpening - Alan Caine.

Lunch time speaker and drill sharpening demonstration by Alan Caine who brought along his trusted 'golden rattler' - his grinder and assorted wheels plus 50 years of experience as a master fitter & turner to share with the participants.

Alan went to lengths to explain

the different types of grinding wheels, speeds associated with their use and then expanded on how to maintain grinding wheels with diamond tipped tools to trim the emery wheels. He then followed with the aluminium oxide wheel for tool steels, for tungsten carbide tips you need a silicon carbide (green) wheel. Everyone was treated to the sharpening process of ordinary carbon and high speed drills and were shown the benefits of using high speed drills verses carbon steel drills with a white board schematic drawn from the table below.

Flat drills, twist drills, both parallel-shank and stub drills were shown and explained with mention of taper shank, three and four twist drills and finally hollow twist drills.

Concepts of the rake and grinding angles to 118 degrees were also ground into those assembled. The amount of emails generated about this talk could fill another column, I'm happy to report.

Malcolm Enright - Editor.



TABLE OF SPEEDS AND FEEDS OF DRILLS															
CARBON STEEL								HIGH-SPEED STEEL							
Dia. in.	Revolutions per Min.			Dia. in.	Revolutions per Min.			Dia. in.	Revolutions per Min.			Dia. in.	Revolutions per Min.		
	Wrought Iron and Steel	Cast Iron	Brass		Wrought Iron and Steel	Cast Iron	Brass		Wrought Iron and Steel	Cast Iron	Brass		Wrought Iron and Steel	Cast Iron	Brass
1/8	1,833	2,320	3,667	1 1/8	67	107	183	1/2	1,832	2,440		1 1/8	204	255	
3/16	917	1,160	1,833	1 1/4	64	102	175	5/8	1,221	1,627		1 1/4	193	242	
1/4	611	773	1,222	1 3/8	58	97	167	3/4	916	1,220		1 3/8	183	229	
5/16	458	580	917	1 1/2	51	86	159	7/8	733	976		1 1/2	174	219	
3/8	342	465	733	1 5/8	46	79	153	1	611	813		1 5/8	166	209	
1/2	285	386	611	1 3/4	42	74	147	1 1/8	523	697		1 3/4	160	199	
5/8	244	331	524	1 7/8	39	69	141	1 1/4	458	610		1 7/8	153	191	
3/4	214	290	458	2	36	64	136	1 3/8	407	510		2	143	184	
7/8	176	238	407	2 1/8	34	61	131	1 1/2	366	459		2 1/8	138	176	
1	159	214	367	2 1/4	32	58	122	1 3/4	333	417		2 1/4	127	164	
1 1/8	144	194	333	2 3/8	30	55	115	1 7/8	305	383		2 3/8	112	153	
1 1/4	132	178	306	2 1/2	28	52	108	2	282	353		2 1/2	104	143	
1 3/8	112	165	282	2 5/8	26	49	102	2 1/8	262	328		2 5/8	95	126	
1 1/2	105	153	262	3	24	46	96	2 3/8	244	306		3	89	118	
1 3/4	98	143	244					2 1/2	229	287			80	112	
1 5/8	90	134	229					2 5/8	215	270			76	106	
1 7/8	80	126	216												
2	75	119	204												
2 1/8	71	113	193												





Wanted - Bronze Sundial 18th Century or later: for a heritage property, 'Woodbury House', Midland Highway, Tasmania.

Allan and Linda Cooper have almost completed the major re-build of this 1824 group of sandstone buildings, stables and garden walls. They have been scouring their locale for a suitable horological replacement for this sundial column. Almost everything on the original building had either fallen off or was removed by vandals.

The white square overlayed onto the stone photo shows the outside dimension of the cover plate-200mm or 8". The red square shows the feet placement-120mm between centres. Call on 0419 671 574 <allen.cooper@optusnet.com.au>

Alan Hazelton offered this 1705 U.K. bronze version he had but it is unfortunately too large for the top, a pity as it has been changed for the southern hemisphere.

Malcolm Enright - Editor.



Four piece Turkish dialed watch.

It was a quiet Sunday auction at one of Brisbane's elite Antique sale rooms and I was there for a particular watch I had spotted in the viewing on the Saturday prior to the auction. It was a four cased verge pocket watch by the well documented London watch maker Edward Prior. It had a reasonable estimate of \$400.00 to \$600.00 and I thought there was a chance that I might quietly steal it at the lower estimate, but it was not to be. Unknown to me, there was some dastardly scheming a foot by my great clock collecting friend, Alan Hazleton. It transpired that he had been engaged by an equally good clock collecting friend Mal Enright, to bid on it for him. The bidding started, most dropped out around \$500.00 but that damn Hazleton was still sticking his arm up, why? He only pays the cheapest possible amount, normally. What's the matter with him? "Piss off Alan" I muttered quietly under my breath, "Go and make another sandwich" but that was that, in a matter of minutes the hammer fell at \$1,600.00 and I owned it, an expensive Sunday but still a cheap Edward Prior. It's not very often you get them with their original four cases, this one having a silver inner case, a silver second case, a third tortoiseshell case with pique silver and then it's original leather covered, wooden oyster shaped traveling case - these are quite often lost. That was a plus for a start, then the condition was another positive, the dial being in mint condition as quite often they are cracked and also the condition of all cases was very good, this is the way I like to find them, it don't get much better than this. A few months later I found out from the original owner that he purchased it in Turkey way back in the 1960's - so original and nice.

Edward Prior was from a family of well known London 18th & 19th century watchmakers who specialised in watches for the Turkish market.

Phil Smyrk - Member.

General Meeting 5 June 2011.

28 present including those at early workshops with multiple projects and 12 new project starters, Ned Bozovic's Korean wall clock that he purchased at the recent auction was looked at, the day & month seems an issue and Tony Roberts is assisting with the cutting of a new metric wheel, the old one had 3 teeth missing.



Grant Thompson was a new starter with his first time clock project, his Grandmother's Ansonia. After joining in 2010 but with no involvement other than workshops, he telephoned Allan Roberts and is back on track with the beginners course. His movement has been rebushed and the main arbors fixed. The homework given to the course was to build their own wooden stand and although Shane hasn't delivered this he is well down the track with the movement. Allan reckons there is not enough swing which is caused by the lack of depth in the gear teeth but for this session it is back together.

Yan brought in a sloped Gravity clock which had already crashed to the ground, assisted by Bill Meeken they had the movement from the case, word was it required further close scrutiny so it was popped back in the case. Yan also had that fat Blinking-man novelty clock with a gut problem and beveled glass needed to be fitted and a winding arbor off centre. More surgery required it seems.



Nev Leigh had a 400 day Koma with a suspicious mainspring, having broken down the barrel, cleaned and refitted the mainspring and he also mentioned how pleased he was to have the opportunity to work on a movement before the general meeting, he said it made taking the whole day off worthwhile.

Jeff Dyer continued to apply more coats of shellac and subsequent sanding to the Kitchen clock he is working on. He says up to 16 coats will be applied before he is finished.

Ken Durston assisted Eddy Penning to get his 400 day Junghans time and strike into beat. The clock is having issues as it goes out of sequence at 10:00 o'clock, more work required here they say; in fact Eddy reports that he'll have it fixed before the next session or he'll have pulled out all the rest of his hair!

Jim Gray was seen working on a long case Westminster chime assembly movement, the levers off the front seemed to have him engrossed.

Norm Tenthly, who is part of Allan Roberts beginners group, was restoring an Ansonia movement, he was down to the critical issue rebushing and working out how light one needs to be when reaming the plates. This is when direct mentoring works in these workshop situations.

Yan waited until Norman arrived to show and ask about the Electroscop he had purchased, as he was wondering why it wouldn't work. The unit is in fact an electrostatic scope that shows how electricity works, no use applying 1 volt - it required 1,000 volts to register on the dial, Norman said.

General business and treasurer's reports read and tabled, no correspondence was noted and we moved on to the days features.

Tony Manton's watch segment this month dealt with watch collecting in general and his own collection in particular. He began with the question: "If you can't buy time, why am I spending so much money on watches"?

One answer is that he wants to buy the best items he can as these are the ones which will become harder to get and rise most in price. He then went on to show some of his collection, starting with the Omega Constellation he was given by his parents as a twenty-first birthday gift. That did not start him collecting immediately, it was only years later that he started

with a Rolex Submariner, that he subsequently traded on to acquire a GMT in better condition. These were followed by a 14ct gold cased 1940's model and an earlier silver cased one, with the movement, case and dial all marked Rolex.



Two IWC and a Breitling were followed by several Omegas: a square automatic, a postwar Ranchero, and a Speedmaster Professional 'First Man on the Moon' with original bracelet, box, and papers.

Tony also collects middle rank marques like Tissot, Certina, Longines, Doxa and Rotary, and military watches which are always interesting when they can be traced to a particular campaign. And Seiko, especially the Bellmatic and 21J models.


He concluded with another reason for collecting watches: "They don't take up as much room as clocks".

Lunchtime speaker, Ian Clark was introduced by Allan Roberts who chaired the meeting in the absence of President, Martin Willis who is on his annual UK holiday.

Ian runs and owns the only Australian company specialising in metal polishing which just happens to be in West End, Brisbane selling buffs - components - coated abrasives for the past 50 years.

We were shown and Ian explained the different types of buffs available for a range of prices and applications i.e. sizes and different types of base materials. The general polishing processes that involve cutting, repolishing and then mirror finishing. Cutting usually involves the removal of casting lines, finishing lines, scratches and paint or laquer that remain on the surface.

Our speaker always expertly brought the topic back to the horological application and always, even repeated to us all, the safety nature of the job at hand.



Some general notes were especially wise like only use one compound per mop to avoid cross contamination which leads to an inferior finish. Use frequent light wipes of the compound instead of the tendency to load up the mop to reduce the frequency of wipes, it doesn't work and wastes valuable compound. The use of gloves and a face visor, a proper leather apron should guard against injury from metal flying off the buffs during high speed rotations of the grinder.

Samples were on hand to purchase and a one sheet take away and business card were made available to all members.

C. I. Components Pty. Ltd.

Phone 07 3309 2121

Facsimile 07 3802 2972

P.O. Box 5747 West End Q 4101

Show and Tell proved to be popular with Alan Hazelton showing a triple fusee, black forest giant carved cuckoo & quail clock with carved bone (ivory?) hands and sporting fancy chimes with creatures popping out of openings all over the clock face. Malcolm Enright brought a cased early 19th century Microscope that he had recently repaired, the piece has horological interest and it was ordered by Tasmania's first clock maker, Francis Abbott of Hobart Town and was engraved with the owner and the maker, T. Straker (From Pritchards) Caledonia Road, London. Allan Roberts also showed examples of recent polishing tests he has carried out and threw open discussion of a 'bodgie' repaired USA movement plate that was passed around, this engendered lots of comments.

Overall good and sustained interest throughout the day with proceedings closed at 4:30 pm.

Malcolm Enright/Norman Heckenberg - Committee Members.

Physics Museum call for assistance.

As you may be aware, at the beginning of next year the Physics Museum will be moving to a refurbished space that will allow us to display the collection much better. Before then, we have to move all the books and objects on display and an equal number in a storeroom to a safe place while the building work is done. This will give us a great opportunity to restructure the collection and do a lot of housekeeping which has been neglected.

The sort of thing I have in mind is checking and completing the catalogue, cleaning and photographing the objects, and selecting which items will go on display, which will be stored, and which will be (shudder) de-accessioned. This is a great deal of work, and anyone who could spare some hours to assist would be very welcome. Peter Hadgraft and I will be in the Museum every Thursday afternoon and can find a job to suit every comer. If you are not available on Thursdays but are free on Tuesdays, that could be a possibility too. It would help with planning if you could let me know when you can come. Thanks, Norman.

Prof Norman Heckenberg

Director, Physics Museum

School of Mathematics and Physics

The University of Queensland

Brisbane 4072 Australia

+61 7 3365 3369 - 0405685813

Workdays: Tuesday and Thursday.

Workshop Report 3 July 2011.

We had a wonderful attendance of members for Sunday's workshop, thirty one in total signed the book. The day offered plenty for everyone in the field of horology.

Ray Quirk started his watch repair segment and this gained plenty of interest with at least eight people in his class. He said that he had originally prepared the material for his son. It was not designed to turn us all into qualified watch repairers, but rather to give us the skills to undertake simple repairs and to troubleshoot without causing any damage. He reminded us of the Physician's Oath: 'First - I do no harm' and said that this should apply to watch repairers too. Those eager students watched as Ray dismantled, lubricated, and reassembled a basic mechanical watch movement, plying him with questions which he

answered as he worked. The course will continue at the next workshop meeting.

Greg Baker attended our workshop and was a great help with a number of people seeking advice from him. It also gave Greg a chance to catch up with old friends as he has been away for a while.

Ken Durston and Tony Roberts are always a great help to both new and old members with their knowledge and making the new members feel at home.

The beginners course continued on with Paul Ferris starting in the group. Paul managed to strip a Gibert movement down, clean and polish some pivots. Ben Bowen and his wife from Florida USA paid us a visit. For those that are not aware Ben supplies new glass domes for clocks like 400 day models. This was interesting as it gave members a chance to ask questions and gain information on what can be purchased.

I expect the highlight of the day was Norm Heckenberg's lunch time talk on Electric Clocks. This was a great talk with illustrations on the projector screen which showed what Norm was speaking about. He explained his restoration of an old electric clock with only a couple left in existence. Very well done Norm and thanks.

Allan Roberts/Norman Heckenberg - Committee Members.



Introducing two new advertisers.

Li Li is originally from Malaysia but has lived in Australia since 1975. Nursing is her profession but outside working hours are spent on restoring dials and tune sheets for music boxes. Li Li was trained by Marnie Myall and has since been working on her own for the last three years servicing private clients, antique dealers and clock shop outlets.

Adrien Froidevaux is originally from Switzerland but came to Australia in 1967. For the last four years he has been the Vice President of AAHS Chapter 122. Adrien has presented numerous lectures on different aspects of horology as well as conducting dial silvering workshops.

Adrien has been restoring clocks for the last six years servicing antique dealers, private clients and clock shop outlets. He specialises in 17th, 18th and 19th century clocks.

In September 2009, Adrien's work appeared in the BHI journal on the restoration of a rare multi dial world time clock. Both Li Li and Adrien complement each other by being able to provide a complete clock restoration service.

Li Li Froidevaux *Two Before* *Adrien Froidevaux*




&

Original plate with missing double ended arbors and pinions as well as contrate wheels, cocks, posts and pipes.



All the new arbors, pinions, contrate wheels, posts, cocks, pipes and motion work in place.

Two After shots

ANTIQUE CLOCK DIAL RESTORATION

Dials carefully restored/repainted including enamel
Fine decorative work a speciality

Li Li Froidevaux

Wantirna, VIC 3152

Phone: (03) 9800 2565 Mobile: 0404 092 565
Email: lfroidev@hotmail.com

Jeffery Dyer
METAL CLOCK RESTORATIONS



Gilding Services Available Major to Minor Restorations
All Work Guaranteed - Boonah Queensland
Phone After Hours 07 5463 2312
nichvi51@skymesh.com.au

Martin Willis

The Old Clock House

Old Clock & Barometer Repairs
Collector Buying & Selling

07 3893 3576 - 0413 626 929

martin@theoldclockhouse.com.au
www.theoldclockhouse.com.au
51 Bulgin Avenue Wynnum West
Brisbane Q 4178



A & L Clocks
Antique Clock Repairs & Restoration

Wantirna, VIC 3152
Phone: (03) 9800 2565
Mobile: 0450 615 630
Email: afroidev@tpg.com.au

JUNE 2011						
M	T	W	T	F	S	S
		01	02	03	04	05
06	07	08	09	10	11	12
13	14	15	16	17	18	19
20	21	22	23	24	25	26
27	28	29	30			

JULY 2011						
M	T	W	T	F	S	S
				01	02	03
04	05	06	07	08	09	10
11	12	13	14	15	16	17
18	19	20	21	22	23	24
25	26	27	28	29	30	31








AUGUST 2011						
M	T	W	T	F	S	S
01	02	03	04	05	06	07
08	09	10	11	12	13	14
15	16	17	18	19	20	21
22	23	24	25	26	27	28
29	30	31				

SEPTEMBER 2011						
M	T	W	T	F	S	S
			01	02	03	04
05	06	07	08	09	10	11
12	13	14	15	16	17	18
19	20	21	22	23	24	25
26	27	28	29	30		

OCTOBER 2011						
M	T	W	T	F	S	S
					01	02
03	04	05	06	07	08	09
10	11	12	13	14	15	16
17	18	19	20	21	22	23
24	25	26	27	28	29	30
31						

NOVEMBER 2011						
M	T	W	T	F	S	S
	01	02	03	04	05	06
07	08	09	10	11	12	13
14	15	16	17	18	19	20
21	22	23	24	25	26	27
28	29	30				

Chapter 104 Program to date for 2011.

-  Sunday 03 July Workshop
-  Sunday 31 July General Meeting
-  Sunday 28 August Workshop
-  Sunday 18 September Workshop
-  Sunday 09 October General Meeting
-  Sunday 06 November Workshop
-  Sunday 04 December Christmas Party

MEMBERS PLEASE NOTE THAT SOME DATES HAVE CHANGED, YOU MAY NEED TO UPDATE YOUR PLANNER & DIARY FOR AUGUST SEPTEMBER AND OCTOBER!

General Meetings, Workshop and Special Interest Group Meetings are now held at the **Chapter 104 Clubhouse, Rocklea Show Ground. UBD - Map 199 (I-6), 1430 Ipswich Road, Rocklea. Use gate, corner Ipswich Service Road & Goburra Street** commencing at 12.30 pm and concluding at approximately 4.00 pm. Mart items should be set up for 12:00 noon start. Afternoon tea & coffee is provided but please bring a plate to share. Please bring interesting new items for Show'nTell as this segment proves to be most popular.

Workshop and Special Interest Group Meetings commence at 9.00 am & conclude at 4.30 pm.

We are interested to trial a Mini-Workshop commencing at 9:00 am on the days set down for General Meetings (which commence at 12:00 noon). At every General Meeting members are invited to bring their projects in. If these trials gain support it will be kept as a part of the General Meetings. People wishing to continue on the beginner's course are welcome to bring their clocks to the morning sessions. Bring lunch, morning and afternoon tea provided, but please bring a plate to share.


Password for Chapter Web Site:

The Chapter web site address is <qldclocksandwatches.org.au>

Certain parts of the website are for members only.

The password for this area is <<chapter104>>

Currently there are only newsletters in this area.



POSITION	NAME	EMAIL	PHONE
President	Martin Willis	Martinw7@bigpond.com	07 3893 3576
Vice President	Allan Roberts	allan-r@bigpond.net.au	07 3277 7858
Secretary	Michael Bauer	yabba42@bigpond.com	07 3868 2222
Treasurer	Mike Ward	mg.ward@yahoo.com.au	07 3300 3468
Newsletter Editor	Malcolm Enright	male@co-opones.to	07 3356 7645
Librarian	Jeff Dyer	nichvi51@skymesh.com.au	07 5463 2312
Webmaster	Norm Heckenberg	heckenberg@physics.uq.edu.au	07 3870 1619
Workshop Co-ordinator	Allan Roberts	allan-r@bigpond.net.au	07 3277 7858
NAWCC Correspondent	Norm Heckenberg	heckenberg@physics.uq.edu.au	07 3870 1619
Mentor Co-ordinator	Alan Hazelton	jennifer.porter8@bigpond.com	07 3366 5491
Committee Member	Bill Meeken	menengai@tpg.com.au	07 3882 1213
Committee Member	Paul Hutchinson	jphutch@tpg.com.au	07 3263 2694

Chapter 72 Program to hand:

Unless otherwise noted,
Chapter meetings are
held on Sundays:
in the Wentworthville
Uniting Church Hall
near the corner of Station
& McKern Streets,
WENTWORTHVILLE,
NSW commencing
1.00pm to 5.00pm

05 June 2011
'The universal time line & the
big bang' - Professor John
Webb University of NSW

07 August 2011
Annual General Meeting
+ 'Bentley's master clock'
- Graham Mitchell

27 August 2011
Chapter 72 Annual Auction

17 September 2011
Spring workshop, more
of 'Back to the basics'

9 October 2011
'Tavern Clocks' -
Andrew Markerink

4 December 2011
'Mechanical Music'
- local speakers

Chapter 122 Program to hand:

Meetings are held every third
Monday of the month at the
Eley Park Community Centre
Eley Road BLACKBURN
SOUTH VIC at 8:00pm

18 July 2011
'How the watch was worn'
- Genevieve Cummins

15 August 2011
AAHS Annual General meeting

19 September 2011
'Swiss Pendulum Clocks'
- Adrien Froidevaux

17 October 2011
'Cook the man, the voyage, the
clocks' - Peter Morgan from
the Captian Cook Society

21 November 2011
'Rolex, versatile legend or
over-rated'? - Tim Galimany

10 December 2011
* The Christmas Auction
at Blackburn Hall - 35
Central Road Blackburn,
near Railway Station
* NOTE NEW ADDRESS

Chapter 182 Program to hand: Normal meetings start at 1:00pm on the last Sunday of the even months, except December at The Irish Club, 6 Parkinson Street WESTON ACT Phone 02 6288 5088

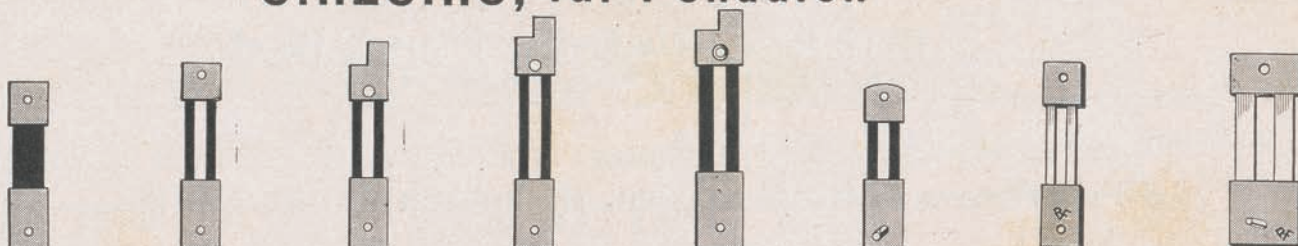
26 June 2011
'Alternative Clockwork
including Automaton's'

28 August 2011
'Punk and Steam Punk'

30 October 2011
'Miscellanea & Fun Auction'

TBA
'Display at the Irish Club'

pendelrედენ
einzelne, für Pendulen



WANTED TO BUY:

Watchmaker's tools

Spare parts

Quality watches in any condition

Best prices paid !

BVW
brisbane vintage watches

Contact Ronny:


Shop 23, Ground Level, Brisbane Arcade.

160 Queen Street, Brisbane 4000.

Phone 07 32106722 or Mobile 0407676838

Email - sales@brisbanevintagewatches.com

Web - www.brisbanevintagewatches.com



WARSAW



MEXICO CITY



MOSCOW



PARIS



ROME



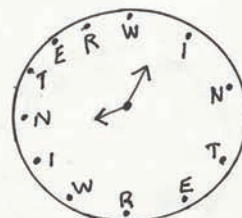
ATHENS



BERLIN



WASHINGTON



OSLO



AMSTERDAM



CANBERRA



RIYADH

From Florida USA cartoonist - dagostino07@gmail.com